

Peru: Social Context

The total of the Peruvian population in 2017 is

31,826,018

Gender

50.1%



MEN

49.9%



WOMEN


Work force

74.7%




Are in working age (PET).

54.1%



Is economically active population (PEA)

51.9%



Is employed PEA.

Poverty 10 years apart

42.4%



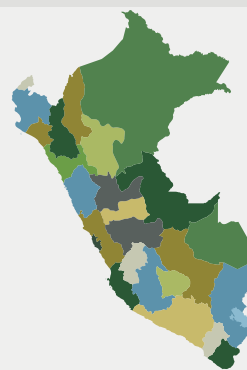
2007

21.7%



2017

Original languages spoken



47
Spoken
languages



Being the most important
Quechua and Aymara.
(by number of users)

year 2017*

The government's
social spending is
approximately

15%
of GDP

